


**Grade 6W**



**TUSC**

**The Ultimate Speaking Club**

**2019-2020**



# TUSC

The TUSC (The Ultimate Speaking Club) program is a weekly opportunity for students to plan, observe, and practice speaking. The goals are to improve confidence and ability and to foster enjoyment of public speaking.

Here is some important information about our T.U.S.C. program:

- TUSC will take place every Day 2. Each student is expected to prepare and present every other cycle.
- Presentations should adhere to the following format: opening ("hook"), introduction, supporting information, closing. Speeches should be carefully revised and edited.
- Speeches will be fairly short - approximately two minutes.
- TUSC jobs will differ from week to week. Some will involve preparation/sharing of foods. Students are welcome to bring objects/pictures to support their presentations, though there will not be time to pass these items around. It is possible that not all children will do all jobs.
- There will be no dedicated time for TUSC speeches to be written in class. In order to make sure that your child is adequately prepared, check in regularly during the week to make sure that his/her speech is prepared and help him/her practice at home a few times before each meeting. Unprepared students will not participate in TUSC meetings and will be required to use recess times to prepare and present to the teacher.
- Please see the attached TUSC rubric for information on how your child is going to be assessed. Using this rubric, Mr. Wiebe will provide feedback after each presentation. Please use the rubric as a guide in offering constructive feedback to your child when he/she practices at home.


Please sign below, indicating that you have seen the TUSC booklet and that you and your child understand the responsibilities involved. Don't hesitate to contact me if you have any questions.

Thank you!

Mr. Wiebe

\_\_\_\_\_  
Student's signature

\_\_\_\_\_  
Parent's signature



## TUSC Meeting Expectations

Every student is expected to:

- Come to each meeting ready to share a carefully-written and well-practiced speech.
- Show others they are valued by making eye contact and listening quietly when it is not his/her turn to speak.
- Demonstrate enthusiasm for all TUSC jobs.
- Accept feedback given by Mr. Wiebe and use it to improve the quality of his/her speech for the next meeting.


**I promise to do my best to meet these expectations  
at all TUSC meetings.**

---

Student's Signature


---

Date



## TUSC Evaluation Rubric

	<b>1</b>	<b>2</b>	<b>3</b>	<b>4</b>
<b>Speech</b>	<ul style="list-style-type: none"> <li>-more than one part missing</li> <li>-content doesn't make sense</li> <li>-not engaging</li> <li>-much too short (&lt; 60 sec.)</li> </ul>	<ul style="list-style-type: none"> <li>- one part missing</li> <li>-occasionally doesn't make sense or is hard to follow</li> <li>-engaging at times</li> <li>- too short (&lt; 105 sec.)</li> </ul>	<ul style="list-style-type: none"> <li>-all parts present</li> <li>-lots of supporting information</li> <li>-usually engaging</li> <li>-required length (2 minutes)</li> </ul>	<ul style="list-style-type: none"> <li>-creative or unique hook</li> <li>-very interesting information</li> <li>-engaging throughout</li> <li>-longer than required (longer than 130 sec.)</li> </ul>
<b>Preparation and Practice</b>	<ul style="list-style-type: none"> <li>-not fully prepared</li> <li>-little evidence of practice</li> <li>-often loses place</li> <li>-often struggles with words</li> <li>-reads most/all of the time</li> </ul>	<ul style="list-style-type: none"> <li>-some evidence of practice</li> <li>-occasionally loses place</li> <li>-occasionally struggles with words</li> <li>-reads some of the time</li> </ul>	<ul style="list-style-type: none"> <li>-well prepared</li> <li>-lots of evidence of practice</li> <li>-only uses jot notes or paper for reminders</li> </ul>	<ul style="list-style-type: none"> <li>-memorized</li> <li>-fluent</li> </ul>
<b>Technology</b>	<ul style="list-style-type: none"> <li>-no technology used</li> </ul>	<ul style="list-style-type: none"> <li>-only a title slide or picture used</li> </ul>	<ul style="list-style-type: none"> <li>-basic presentation with a few different pictures or slides</li> </ul>	<ul style="list-style-type: none"> <li>-used as a hook</li> <li>-engaging and unique presentation</li> </ul>
<b>Voice</b>	<ul style="list-style-type: none"> <li>-lack of expression</li> <li>-mumbles, difficult to understand</li> <li>-too quiet for all to hear</li> </ul>	<ul style="list-style-type: none"> <li>-rare/occasional expression</li> <li>-some parts unclear</li> <li>-at times too quiet for all to hear</li> </ul>	<ul style="list-style-type: none"> <li>- several expressive parts</li> <li>-clear</li> <li>-loud enough for all to hear throughout</li> </ul>	<ul style="list-style-type: none"> <li>-expressive voice throughout</li> <li>-volume varied for emphasis</li> </ul>
<b>Eye contact</b>	<ul style="list-style-type: none"> <li>-no eye contact</li> </ul>	<ul style="list-style-type: none"> <li>-little eye contact</li> </ul>	<ul style="list-style-type: none"> <li>-regular eye contact</li> </ul>	<ul style="list-style-type: none"> <li>-consistent eye contact with all</li> <li>-scanning side to side</li> </ul>
<b>Pace</b>	<ul style="list-style-type: none"> <li>-much too slow/fast</li> </ul>	<ul style="list-style-type: none"> <li>-sometimes too slow/fast</li> </ul>	<ul style="list-style-type: none"> <li>-just right</li> <li>-easy to understand</li> </ul>	<ul style="list-style-type: none"> <li>-uses pauses/pace changes for emphasis</li> </ul>
<b>Posture</b>	<ul style="list-style-type: none"> <li>-fidgets with hands or objects</li> </ul>	<ul style="list-style-type: none"> <li>-hands at sides or holding speech</li> </ul>	<ul style="list-style-type: none"> <li>- occasional expression in face and body</li> </ul>	<ul style="list-style-type: none"> <li>-gestures with hands for expression</li> <li>-demonstrates enthusiasm through facial expressions</li> </ul>



## Helpful Ideas

### Writing Your Speech

- Write an interesting "hook" - something that will catch the audience's attention. Questions, strong statements, single words, music, and videos often work well.
- Write at least 10 supporting sentences - you might need more if they are short. (Make sure that your speech is long enough.)
- Use delicious language and linking words to help the flow of your speech.
- End with a closing that connects to your introduction.
- Revise and edit your speech like you would any other piece of writing. Read it out loud to yourself so you can hear how it flows.
- Have fun! Be playful with the language that you use.

### Rehearsing/Practicing

- Here are some ways that you can practice your speech to be ready for your meeting:
  - Practice alone until you are comfortable presenting your speech to others.
  - Practice in front of a relative or friend and ask for feedback.
  - Practice in front of a mirror - this way you can see if you are making eye contact and what your facial expression and body language are like.

### Presenting

- Relax. Don't be afraid of your audience. They won't bite!
- Before you start talking, count to 3 in your head.
- Don't fidget, rock or lean. Hold your cue cards in front of you or put your hands at your sides/behind you.
- Make eye contact with your classmates.
- Speak loudly, clearly and slowly. **Don't rush.**
- When you are finished, count to 3 again and smile at the audience. Walk slowly back to your seat.

# TUSC Jobs

## Chairperson

- Your job is to lead the meeting. You will need to
  - Welcome your classmates and the adults to the meeting.
  - Introduce each speaker when it is his/her turn. You might want to say things such as, "Next we have Corey talking about his favourite person" or "And now it is time to learn about France from our friend J." Be creative and have fun!
  - Say thank you and give each person feedback after he/she speaks. (e.g. "Thank you, Corey. That looks like a great movie! I think I'll go see it.")
  - Bring the meeting to a close by thanking your classmates for their hard work. Tell the class when the next meeting will be.

## My Favourite Game

- Share with the class your favourite board game, card game, video game, etc.
- Write a short report about the game. Bring something related to the game (no PS4s or ultra-rare trading cards). Pictures are fine.
- Be prepared to answer some questions about the game.

## Angry Chef

- Food often makes us feel better (especially unhealthy foods)
- This is about making something unhealthy for the class
- Either prepare something ahead of time and bring it, or prepare a snack in front of the class

## Crocodile Hunter

- Research an animal that you think looks or acts strange.
- Tell the name of the animal and some interesting facts about it.
- Show a picture or video of the animal on the interactive whiteboard.
- Provide your sources (where you found your information).

## When I Grow Up

- Tell what you hope to be (or be like) when you grow up and why.
- Have fun with this - no one is going to hold you to it! 😊

## Student DJ

- Choose one of the following:
  - You will introduce us to a musical instrument that you can play (other than the recorder). Tell us how long you have been taking lessons. What do you enjoy most about it? Play a song that you have practiced.
  - You will introduce us to your favourite singer/band. Tell us about them. Play for us your favourite song that they sing. Remember that the song must be appropriate.

## It's a Mad World

- Tell us about a bizarre/strange story or event you found in a book, newspaper or website.
- Describe the facts of the event. You must say the source of the information.

## Travel Agent

- Talk about a place that you have travelled to on a vacation or a place you would like to visit. Tell what makes it great so that other will want to go there, too.
- You may bring souvenirs or pictures to show the class.

## Favourite Healthy Snack

- Prepare (or buy) a small snack that you enjoy.
- Tell what you like about it, and how it can be made (or where it can be bought).
- Share your snack with the class.

## Take the Moose

- Take the moose to one of your favourite places - be imaginative!
- Write a speech from the moose's perspective, telling all about what he did during your outing.
- Take a picture (print or digital) or video of the moose in your selected location and bring it to class (on a USB drive, or share with Mr. Wiebe in OneDrive).
- Share your photo, PPT or video with the class while you explain why you chose that location.



## **Movie Critic**

- Choose your favourite TV show or movie to write about.
- Write a review of your choice, telling what it is about, what's good about it, who is in it, etc. Use specific details and convincing language.
- Give it a rating out of 10 and tell why you gave it that rating.
- Show us a trailer or scene from the movie/TV show.

## **Sports Reporter**

- You may choose any sport (hockey, gymnastics, dance, etc.) that you are interested in. You should explain why you like this sport and what you find interesting about this sport.
- You may include the following: Who plays this sport? Where is this sport played? When is this sport played? Where can you watch this sport? Please avoid simply reading scores or stats from a certain league.

## **Mad Scientist**

- Perform a simple experiment for the class.
- The experiment must have a title, an objective, a description of materials used, and a conclusion (how it worked and why).
- Try the experiment at least once at home before the TUSC meeting. As you conduct the experiment, explain what you are doing and give commentary on some aspects of the experiment.

## **News Reporter**

- Research one event or a few major events that are happening in Canada and/or around the world. Present a short summary of the events along with a picture.
- Be careful to not repeat an event that has been previously reported unless it is an ongoing event with a major update.
- You must include your sources of information, such as CNN, CBC, Vice News, Global, etc.

# Speech

Remember to use your voice effectively. Make sure your audience is listening and making eye contact. Your speech should have the following:

- 1) Hook – do something interesting to grab the audience’s attention.
- 2) Introduction – Identify your topic.
- 3) Body – These are your supporting details that build upon your introduction.
- 4) Conclusion – A brief summary that expresses your point of view or what you talked about. Ex: “Today I shared with you why you should visit BC on a vacation. Hopefully you will go there some day. Thank you.”

Greeting: \_\_\_\_\_  
\_\_\_\_\_  
\_\_\_\_\_

Introduction: \_\_\_\_\_  
\_\_\_\_\_  
\_\_\_\_\_

Body: \_\_\_\_\_  
\_\_\_\_\_  
\_\_\_\_\_  
\_\_\_\_\_  
\_\_\_\_\_  
\_\_\_\_\_  
\_\_\_\_\_

Conclusion: \_\_\_\_\_  
\_\_\_\_\_  
\_\_\_\_\_

## Chairperson

### Opening remarks:

Good morning/afternoon and welcome to our TUSC meeting. My name is \_\_\_\_\_ and I am your Master of Ceremonies today. The time is \_\_\_\_\_ and we will now begin our TUSC meeting.

<b>Job</b>	<b>Speaker</b>
Favourite Game	
Angry Chef	
Crocodile Hunter	
When I Grow Up	
Student DJ	
It's a Mad World	
Travel Agent	
Favourite Healthy Snack	
Take the Moose	
Movie Critic	
Sports Reporter	
Mad Scientist	
News Reporter	

### Closing Remarks:

This concludes our TUSC meeting for today. The time is \_\_\_\_\_. Our next meeting is \_\_\_\_\_. Thank you to all our presenters and guests.

# **Favourite Game**

Hook & Introduction:

---

---

---

The game (tell us how to play and how to win):

---

---

---

---

---

---

Why is it your favourite game? Who do you play with? How long have you known about this game?

---

---

---

Conclusion:

---

---

---

## Angry Chef

Welcome class! I am chef, \_\_\_\_\_ (name). I will be sharing with you one of my favourite recipes that I made for all of you to try. It is called \_\_\_\_\_

\_\_\_\_\_.

The following is a list of ingredients you need:

---

---

---

---

---

---

---

---

---

---

Here are the steps you need to follow to make the recipe:

---

---

---

---

---

---

---

---

---

---

This is why I chose to share this recipe with you:

---

---

---

---

---

---

# **Crocodile Hunter**

Hook & Introduction:

---

---

---

Provide interesting information about the animal, such as where it lives, what it eats, special adaptations, etc.

---

---

---

---

---

---

---

---

---

---

---

---

---

---

---

---

---

---

---

---

---

---

---

---

Conclusion:

---

---

---

\*Don't forget to include a picture of your animal.

# **When I Grow Up**

Hook & Introduction:

---

---

---

Why do you want to be that/do that? How would you become that person? What would be fun about it? What would be difficult about it? Remember to have fun.

---

---

---

---

---

---

---

---

---

---

---

---

---

---

---

---

---

Conclusion (tell us again what you want to be and encourage us to do it, too):

---

---

---

# **Student DJ**

Hook & Introduction:

---

---

---

Choose either

- 1) Tell us about your favourite singer/band/song. Where did you hear the song.  
Play a short part of the song for us after your speech.
- 2) Bring in an instrument you play or show us pictures of you playing an instrument. Tell us how long you've been playing.

---

---

---

---

---

---

---

---

---

---

Conclusion:

---

---

---



# **It's a Mad, Mad, World**

Hook & Introduction:

---

---

---

Tell us about the event(s):

---

---

---

---

---

---

---

---

---

---

---

---

---

---

---

---

---

---

---

Conclusion:

---

---

---

# Travel Agent

Hook & Introduction:

---

---

---

Tell us some fun things to do at this vacation destination. Tell us a few interesting facts about the place/country. If you've been there, bring in souvenirs, pictures, etc. to share with the class.

---

---

---

---

---

---

---

---

---

---

---

---

---

Conclusion:

---

---

---

## Healthy Snack

Welcome class! I am chef, \_\_\_\_\_ (name). I will be sharing with you one of my favourite recipes that I made for all of you to try. It is called \_\_\_\_\_.

The following is a list of ingredients you need:

Here are the steps you need to follow to make the recipe:

---

---

---

---

---

---

---

---

This is why I chose to make this recipe:

---

---

---

---

# Take the Moose

Hook & Introduction:

---

---

---

Where did you take the moose? Why did you take him there? What kinds of things do you like to do there? Remember to show some pictures or video of you with the moose. \*From the moose's perspective\*

---

---

---

---

---

---

---

---

---

---

---

---

Conclusion:

---

---

---

## **Movie/TV Critic**

Name of the movie or TV program: \_\_\_\_\_

I liked/disliked this movie, TV program because \_\_\_\_\_

\_\_\_\_\_

In the movie/TV program \_\_\_\_\_

\_\_\_\_\_

My favourite part was \_\_\_\_\_

because \_\_\_\_\_

\_\_\_\_\_

I didn't like \_\_\_\_\_

because \_\_\_\_\_

\_\_\_\_\_

My favourite character was \_\_\_\_\_

because \_\_\_\_\_

\_\_\_\_\_

I would/would not recommend the movie/TV program because \_\_\_\_\_

\_\_\_\_\_

You can see this (where) \_\_\_\_\_

The cost would be \_\_\_\_\_

In conclusion, I would \_\_\_\_\_

(highly recommend, recommend, not recommend, encourage  
you) to watch this movie/TV program because \_\_\_\_\_

\_\_\_\_\_

\_\_\_\_\_

\_\_\_\_\_

\_\_\_\_\_

# **Sports Report**

Hook & Introduction:

---

---

---

Tell us about the sport (how do you play, how do you win). Tell us some famous players. What is the championship called? Tell us some recent scores, or when the next season begins. Where/how can the sport be played? Do we have any teams in Winnipeg?

---

---

---

---

---

---

---

---

---

---

---

---

Conclusion:

---

---

---

# Mad Scientist

Hook & Introduction:

---

---

---

---

The experiment (show and tell us what to do and what will happen):

---

---

---

---

---

---

---

---

---

---

---

---

---

---

---

---

---

---

---

---

---

---

Conclusion (why did the experiment work? Why did you choose it?):

---

---

---

---

# **News Reporter**

Hook & Introduction:

---

---

---

Provide information about the event(s) you've researched.

---

---

---

---

---

---

---

---

---

---

---

---

---

---

---

---

---

---

Conclusion:

---

---

---

Sources:

---

---





